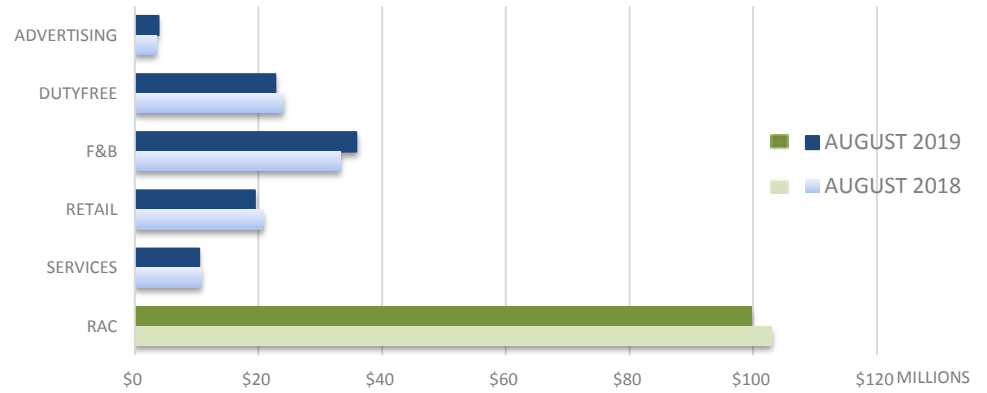


CONCESSION GROSS SALES AUGUST 2019

CONCESSION	AUGUST 2019	AUGUST 2018	CHANGE
ADVERTISING	\$3,804,084	\$3,545,781	+7%
DUTYFREE	\$22,701,965	\$24,042,059	-6%
F&B	\$35,818,954	\$33,216,293	+8%
RETAIL	\$19,428,206	\$20,875,867	-7%
SERVICES	\$10,398,020	\$10,704,342	-3%
IN-TERMINAL CON.	\$92,151,229	\$92,384,342	-0.3%
RAC	\$99,742,614	\$102,977,960	-3%
OFF-TERMINAL CON.	\$99,742,614	\$102,977,960	-3%
TOTAL CONCESSION	\$191,893,843	\$195,362,303	-2%



ADVERTISING	AUGUST 2019	AUGUST 2018	CHANGE
T1	\$307,707	\$173,138	+78%
T2	\$299,812	\$235,859	+27%
T3	\$319,610	\$322,510	-1%
T4	\$554,670	\$506,014	+10%
T5	\$284,988	\$229,235	+24%
T6	\$142,492	\$208,470	-32%
T7	\$354,960	\$265,266	+34%
T8	\$97,686	\$91,618	+7%
TBIT	\$1,442,158	\$1,513,671	-5%
TOTAL	\$3,804,084	\$3,545,781	+7%

RAC	AUGUST 2019	AUGUST 2018	CHANGE
LAX	\$99,742,614	\$102,977,960	-3%
TOTAL	\$99,742,614	\$102,977,960	-3%

COMMENTS:

Overall, Concession sales are down 2% (\$3.47m). In-Terminal Concession sales are down 0.3% (\$0.23m), which is in line with the decrease in enplaned passenger (PAX) of 0.2% during the same period.

Advertising sales are up 7% (\$258k).

Duty Free sales are down 6% (-\$1.34M) while Int'l PAX traffic has declined 3% YoY. A combination of less passenger activity, stores renovation, and softening in spend habits of key PRC customers continue to put downward pressure on sales.

F & B sales are up 8% (\$2.6m), which is more than the change in PAX of -0.2%. Sales in TCM terminals are up 11% (\$2.18m), while TCM terminals PAX are down 0.9%. Sales in Non-TCM terminals are up 3% (\$422k), while the PAX in Non-TCM terminals are up 1%.

Retail sales are down 2% (\$515k). TCM terminals sales are down 4% (\$654k) compared to the 2% increase in TCM terminals PAX numbers. Sales in Non-TCM terminals grew 2% (\$139k), while PAX numbers in Non-TCM terminals are up 1%.

Gross sales from Services are down 3% (\$306k). This is primarily because the increase in Alclear (+\$572k) is unable to offset the decline from the others i.e. Lenlyn (-\$663k), Boingo (-\$126k), New Zoom (-\$48k), and Smarte Carte (-\$49k).

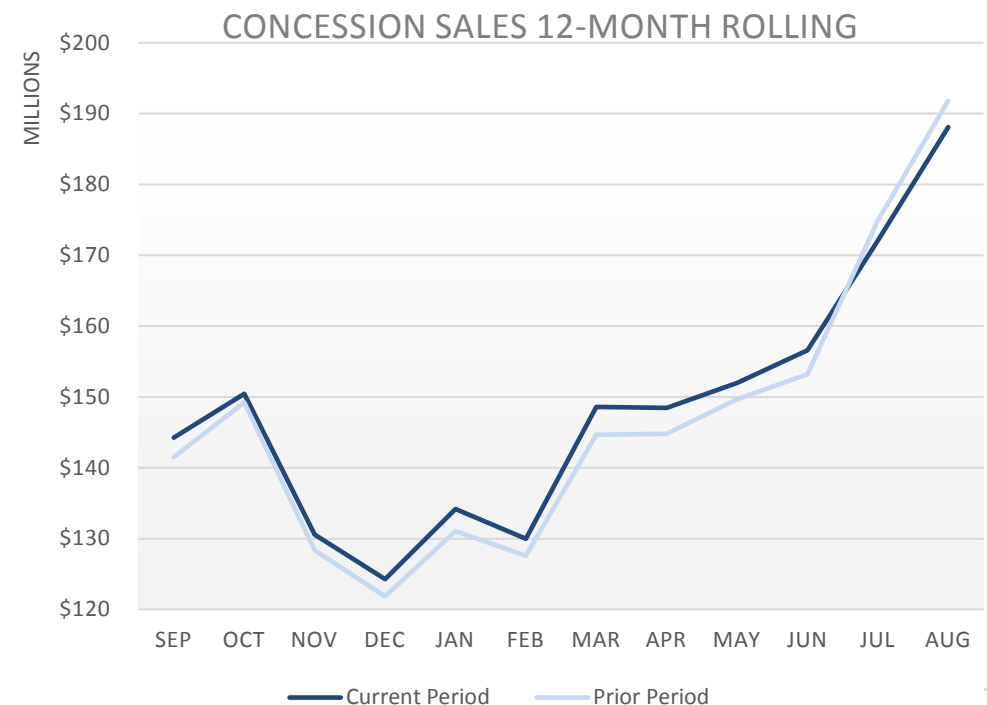
RAC sales are down 3% (\$3.24m). On the per PAX basis, it is also down 3%.

DUTY FREE	AUGUST 2019	AUGUST 2018	CHANGE
T2	\$578,627	\$1,223,117	-53%
T3	\$0	\$67,148	-100%
T4	\$660,925	\$757,397	-13%
T5	\$65,510	\$63,294	+4%
T6	\$374,523	\$390,440	-4%
T7	\$439,223	\$446,663	-2%
TBIT	\$20,583,157	\$21,094,001	-2%
TOTAL	\$22,701,965	\$24,042,059	-6%

F & B	AUGUST 2019	AUGUST 2018	CHANGE
T1	\$3,702,647	\$3,485,963	+6%
T2	\$3,270,585	\$3,135,926	+4%
T3	\$2,952,259	\$2,886,370	+2%
T6	\$3,742,155	\$3,828,518	-2%
TBIT	\$8,247,259	\$6,397,256	+29%
TCM TERM.	\$21,914,904	\$19,734,033	+11%
T4	\$4,413,360	\$4,307,695	+2%
T5	\$4,761,557	\$4,504,136	+6%
T7	\$3,584,112	\$3,460,318	+4%
T8	\$1,145,020	\$1,210,112	-5%
NON-TCM TERM.	\$13,904,049	\$13,482,260	+3%
TOTAL	\$35,818,954	\$33,216,293	+8%

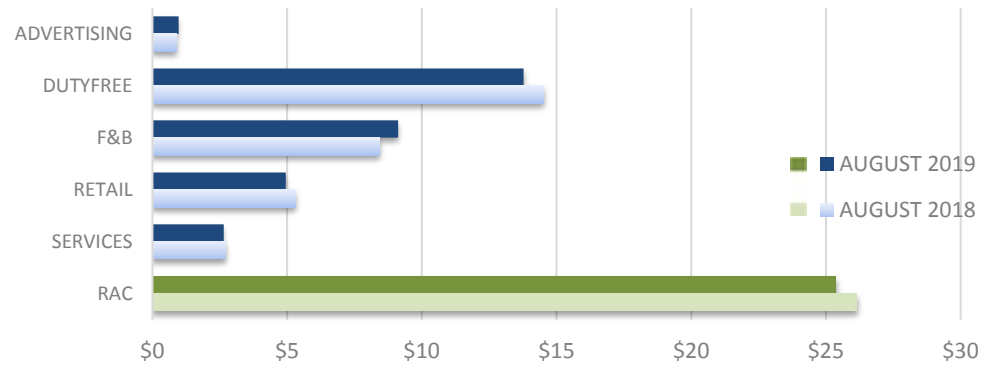
RETAIL	AUGUST 2019	AUGUST 2018	CHANGE
T1	\$1,785,296	\$1,642,850	+9%
T2	\$1,657,539	\$1,699,077	-2%
T3	\$1,048,975	\$995,925	+5%
T6	\$1,725,934	\$1,747,040	-1%
TBIT	\$7,912,593	\$8,699,421	-9%
TCM TERM.	\$14,130,335	\$14,784,313	-4%
T4	\$2,230,359	\$2,221,183	+0.4%
T5	\$1,595,054	\$1,574,395	+1%
T7	\$1,950,421	\$1,875,903	+4%
T8	\$455,177	\$420,072	+8%
NON-TCM TERM.	\$6,231,010	\$6,091,554	+2%
TOTAL	\$20,361,346	\$20,875,867	-2%


SERVICES	AUGUST 2019	AUGUST 2018	CHANGE
T1	\$409,961	\$319,311	+28%
T2	\$1,426,584	\$1,390,936	+3%
T3	\$231,680	\$205,977	+12%
T4	\$1,033,219	\$1,022,979	+1%
T5	\$574,363	\$504,504	+14%
T6	\$802,986	\$831,883	-3%
T7	\$857,048	\$873,003	-2%
T8	\$31,352	\$53,061	-41%
TBIT	\$5,030,828	\$5,502,689	-9%
TOTAL	\$10,398,020	\$10,704,342	-3%

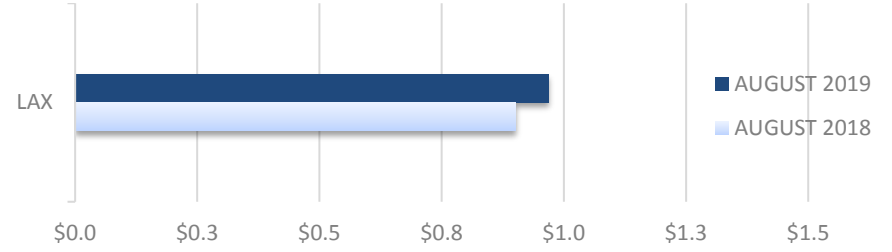



CONCESSION GROSS SALES PER ENPLANEMENT AUGUST 2019

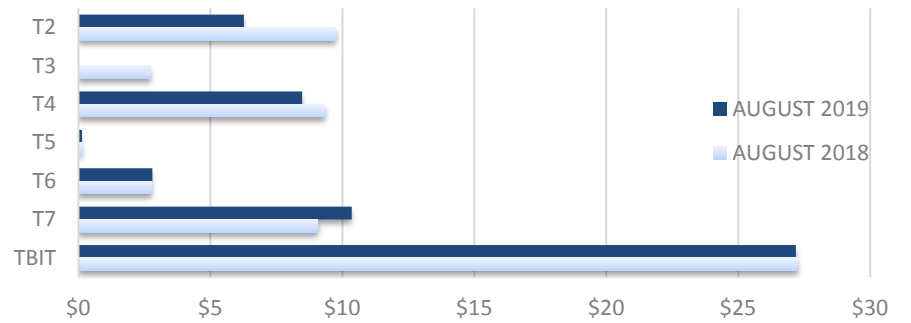
CONCESSION	AUGUST 2019	AUGUST 2018	CHANGE
ADVERTISING	\$0.97	\$0.90	+7%
DUTYFREE ¹	\$13.77	\$14.53	-5%
F&B	\$9.11	\$8.44	+8%
RETAIL	\$4.94	\$5.30	-7%
SERVICES	\$2.65	\$2.72	-3%
IN-TERMINAL CON.	\$23.45	\$23.47	-0.1%
RAC	\$25.38	\$26.16	-3%
OFF-TERMINAL CON.	\$25.38	\$26.16	-3%
TOTAL CONCESSION	\$48.83	\$49.63	-2%




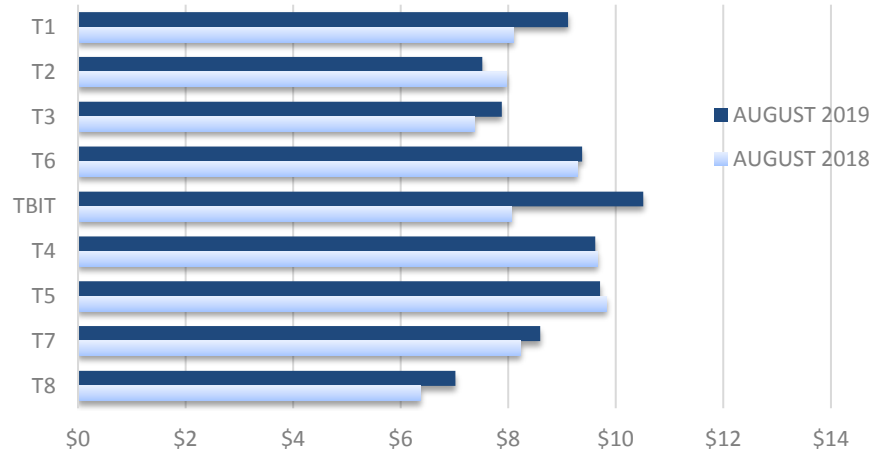
ADVERTISING	AUGUST 2019	AUGUST 2018	CHANGE
LAX 	\$0.97	\$0.90	+7%
TOTAL	\$0.97	\$0.90	+7%



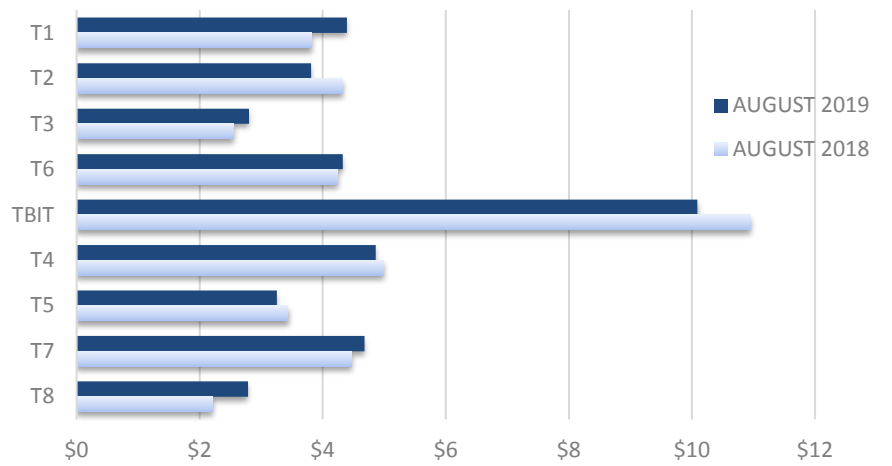
DUTY FREE ¹	AUGUST 2019	AUGUST 2018	CHANGE
T2	\$6.27	\$9.74	-36%
T3	\$0.00	\$2.73	-100%
T4 	\$8.48	\$9.31	-9%
T5	\$0.13 ²	\$0.14 ²	-3%
T6	\$2.80	\$2.75	+2%
T7	\$10.36	\$9.06	+14%
TBIT	\$27.18	\$27.25	-0.3%
TOTAL	\$13.77	\$14.53	-5%




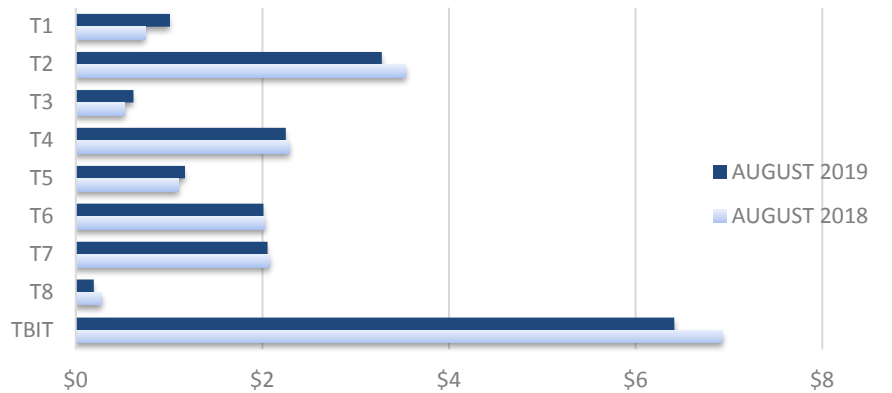
F & B	AUGUST 2019	AUGUST 2018	CHANGE
T1	\$9.11	\$8.10	+12%
T2	\$7.52	\$7.97	-6%
T3	\$7.88	\$7.38	+7%
T6	\$9.37	\$9.29	+1%
TBIT 	\$10.51	\$8.05	+31%
TCM TERM.	\$9.13	\$8.15	+12%
T4	\$9.62	\$9.66	-0.4%
T5	\$9.71	\$9.83	-1%
T7	\$8.60	\$8.23	+4%
T8	\$7.01	\$6.37	+10%
NON-TCM TERM.	\$9.09	\$8.90	+2%
TOTAL	\$9.11	\$8.44	+8%




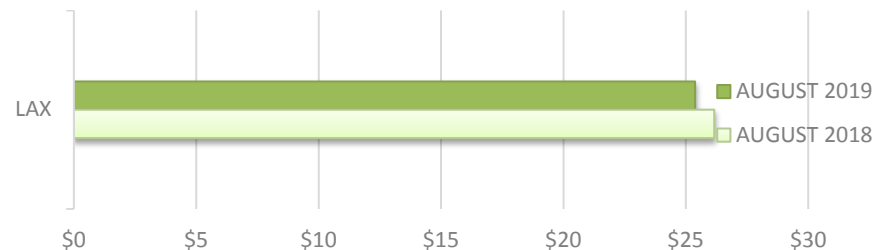
RETAIL	AUGUST 2019	AUGUST 2018	CHANGE
T1	\$4.39	\$3.82	+15%
T2	\$3.81	\$4.32	-12%
T3	\$2.80	\$2.55	+10%
T6	\$4.32	\$4.24	+2%
TBIT 	\$10.09	\$10.95	-8%
TCM TERM.	\$5.89	\$6.11	-4%
T4	\$4.86	\$4.98	-2%
T5	\$3.25	\$3.44	-5%
T7	\$4.68	\$4.46	+5%
T8	\$2.79	\$2.21	+26%
NON-TCM TERM.	\$4.07	\$4.02	+1%
TOTAL	\$5.18	\$5.30	-2%



SERVICES	AUGUST 2019	AUGUST 2018	CHANGE
T1	\$1.01	\$0.74	+36%
T2	\$3.28	\$3.54	-7%
T3	\$0.62	\$0.53	+17%
T4 	\$2.25	\$2.29	-2%
T5	\$1.17	\$1.10	+6%
T6	\$2.01	\$2.02	-0.3%
T7	\$2.06	\$2.08	-1%
T8	\$0.19	\$0.28	-31%
TBIT	\$6.41	\$6.93	-7%
TOTAL	\$2.65	\$2.72	-3%



RAC	AUGUST 2019	AUGUST 2018	CHANGE
LAX 	\$25.38	\$26.16	-3%
TOTAL	\$25.38	\$26.16	-3%



¹ Duty Free sales per enplanement (SPE) is based on international enplaned passengers (PAX), while all the others are based on all enplaned PAX.

² With the one exception being Duty Free SPE in T5 in which the all enplaned PAX numbers are used as the denominator instead of the international enplaned PAX numbers.